

A photograph of the White House in Washington, D.C., viewed from a distance. The building is white with a prominent portico supported by columns. There are trees in the foreground and a fence at the bottom. The sky is clear and blue.

Hot Topics from DC

**What Does 2011
Tell Us About 2012?**

Scott E. Miller
PHEAA
smiller1@pheaa.org

Surveying the Political Landscape

➤ November 2010 Seems So Long Ago

- Historic Election Results

- Republicans gain 63 seats

- Largest gain since 1948
- 242 Republican members

- Democrats retain control of the Senate

- Majority shrinks to 53
- The further from 60, the more difficult

- Governors & State Houses

- Republicans gain 10 governorships
- 20+ state chambers flip to Republican control

A Polarized Congress

- Moderates in Both Parties Lost Seats in 2010
- Compromise is Not Looked Upon Favorably
- Leadership Squabble In House
- Democrats Beginning to Distance Themselves From the President
- “Stimulus” and “Bailout” are 4-Letter Words

Electoral Volatility (to say the least)

- 1955-1994 – 40-Year Democratic Control of House of Representatives
- 1994-2006 – 12-Year Republican Control of House of Representatives
- 2006-2010 – 4-Year Democratic Control of House of Representatives
- 2012-????
- Is Change the New Constant?
- Is Anger the New Mood?

Occupy Wall Street (and other places)

➤ Left Wing Tea Party?

- No more bailouts
- Little people being ignored
- Intra-party anger



➤ Does this Movement Have Political Legs

- Will we see OWS candidates?
- Who would they target – Democrats or Republicans?

Who to Blame?

If you had to choose, who do you blame more for the economic problems facing the United States -- [ROTATED: financial institutions on Wall Street (or) the federal government in Washington]?

By support for the Occupy Wall Street and Tea Party movements, and by party ID

	Blame Wall Street more	Blame federal government more
	%	%
Supporter of Occupy Wall Street	54	44
Supporter of Tea Party	17	82
Republicans	16	82
Independents	28	65
Democrats	46	49

USA Today/Gallup, Oct. 15-16, 2011

GALLUP®

The Senate Looks Tippy

- 53 Democrats – 47 Republicans
 - 23 Democrat seats up for re-election
 - 10 Republican seats up for re-election
 - Vulnerable seats: 10 Democrat, 2 Republican.
 - Republicans only need a net gain of 4
 - Independent Voters Key
 - 2006: Independents voted 57%-39% for Democrats
 - Senators up for reelection this cycle were elected
 - Republicans lose 6 Senate seats
 - 2010: Independents voted 56%-38% for Republicans
 - Republican House swept into office
 - Democrats lose 6 Senate seats

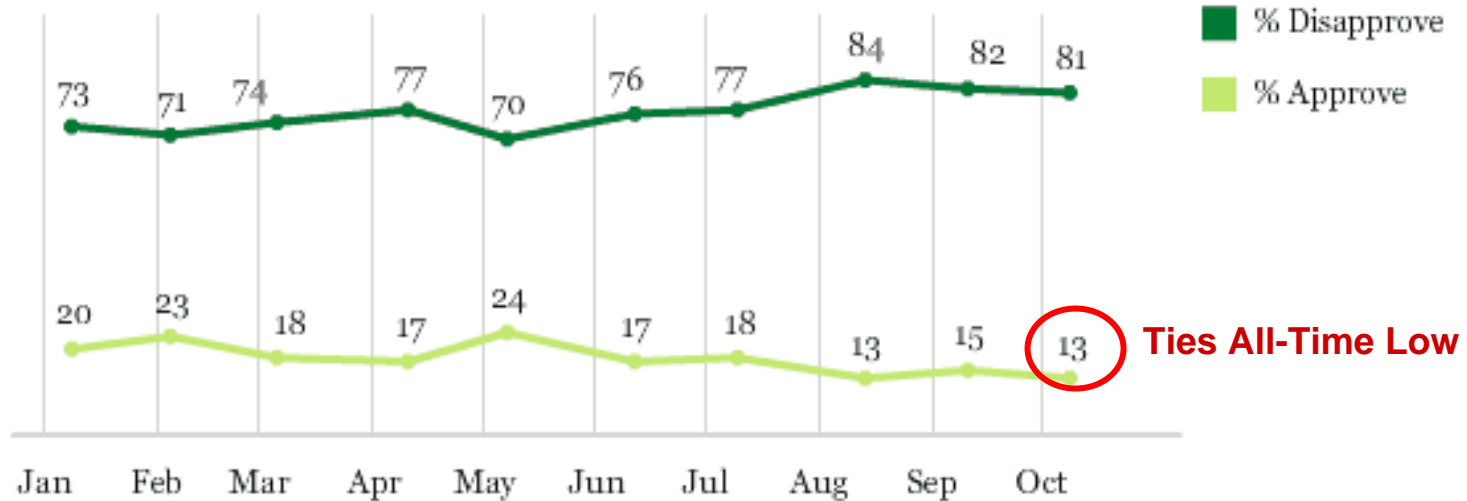
The House is Less Certain

- Democrats Would Need Net Gain of 26 Seats
 - Republicans can sustain some losses
 - Democrats unlikely to hold all seats
- Incumbents Could Be At Risk
 - Several Tea Party Republicans elected in swing districts formerly held by moderate Democrats
 - Anger could impact both parties

No One Likes Congress!

Congressional Job Approval -- 2011 Trend

Do you approve or disapprove of the way Congress is handling its job?

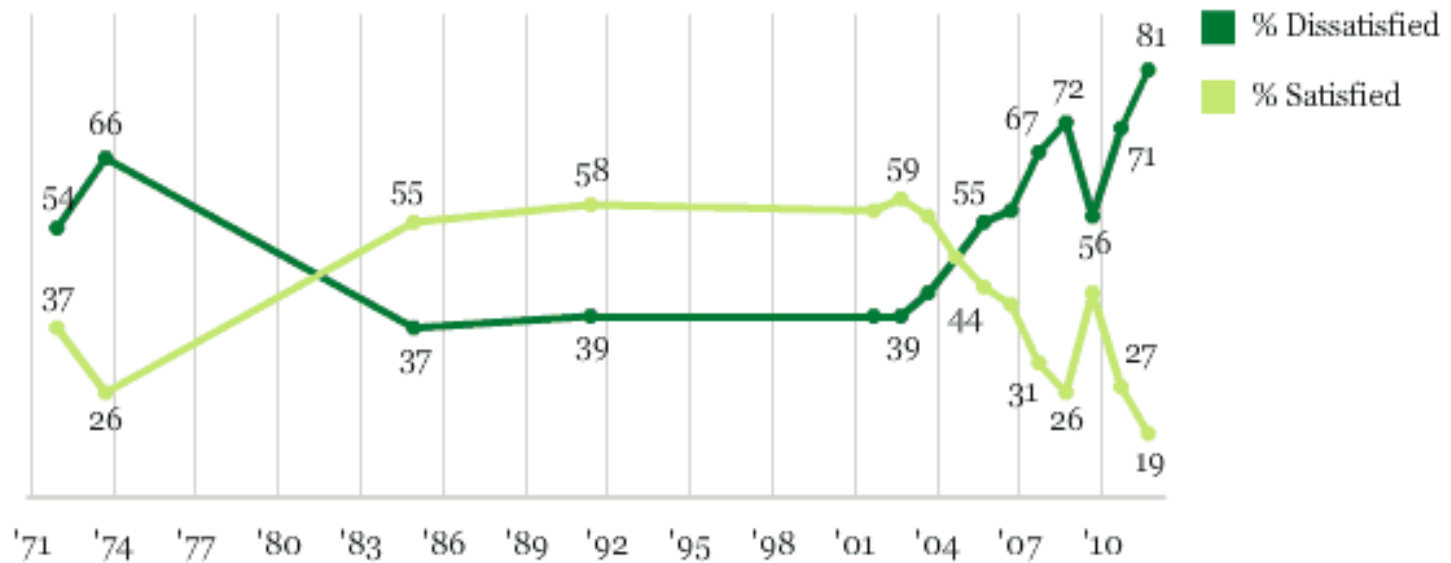


GALLUP®

General Dissatisfaction with Governance

Reaction to How the Nation Is Being Governed

On the whole, would you say you are satisfied or dissatisfied with the way the nation is being governed?



GALLUP®

Independents Leaning Republican

2012 Generic Ballot Now Split, as Fewer Independents Back Obama

	March 2011	May 2011	July 2011
All registered voters	%	%	%
Obama reelected	47	48	41
Prefer Republican	37	37	40
Other/DK (Vol.)	<u>16</u>	<u>15</u>	<u>19</u>
	100	100	100
	Obama +10	Obama +11	Obama +1
Independent voters			
Obama reelected	40	42	31
Prefer Republican	34	35	39
Other/DK (Vol.)	<u>26</u>	<u>24</u>	<u>30</u>
	100	100	100
	Obama +6	Obama +7	Repub. +8

PEW RESEARCH CENTER July 20-24, 2011. Based on registered voters. Figures may not add to 100% because of rounding.

Pivoting to the Presidential Election

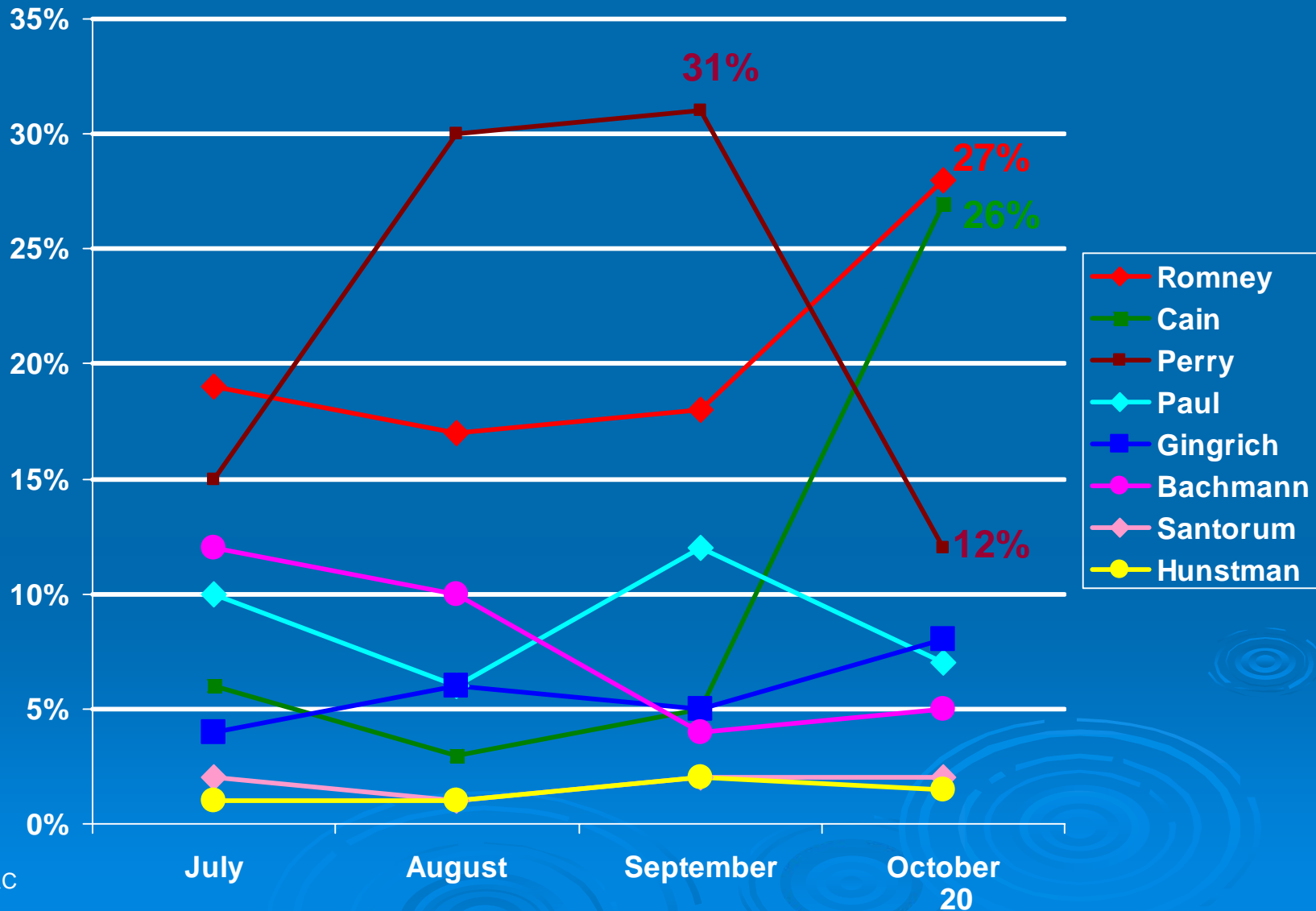
- Will the Economy Determine the Winner?
 - Unemployment over 9% for 27 of last 28 months
 - 16% of Americans unemployed, under-employed, or have given up looking
 - Can Republican nominee lose despite those statistics?
- How Does Public Anger Play Out?
- What Can/Will Change in the Next Year?
- Key Swing States:
 - PA, NC, VA, WI, MI, OH, CO, NV, FL

The Generic Ballot

Obama (Blue) vs. Generic GOP Candidate (Red)



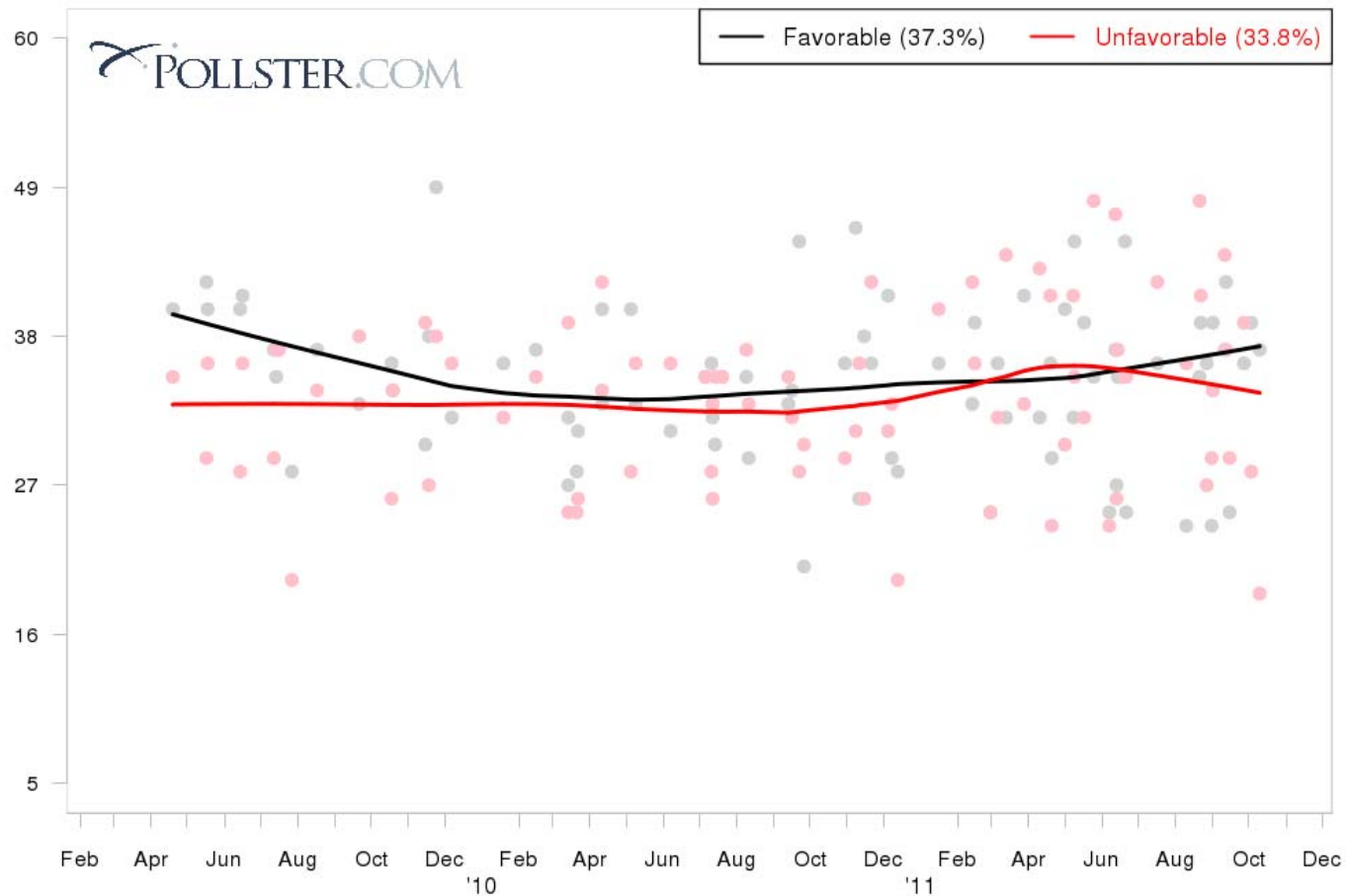
Republican Nomination Trend



Source: CNN/ORC

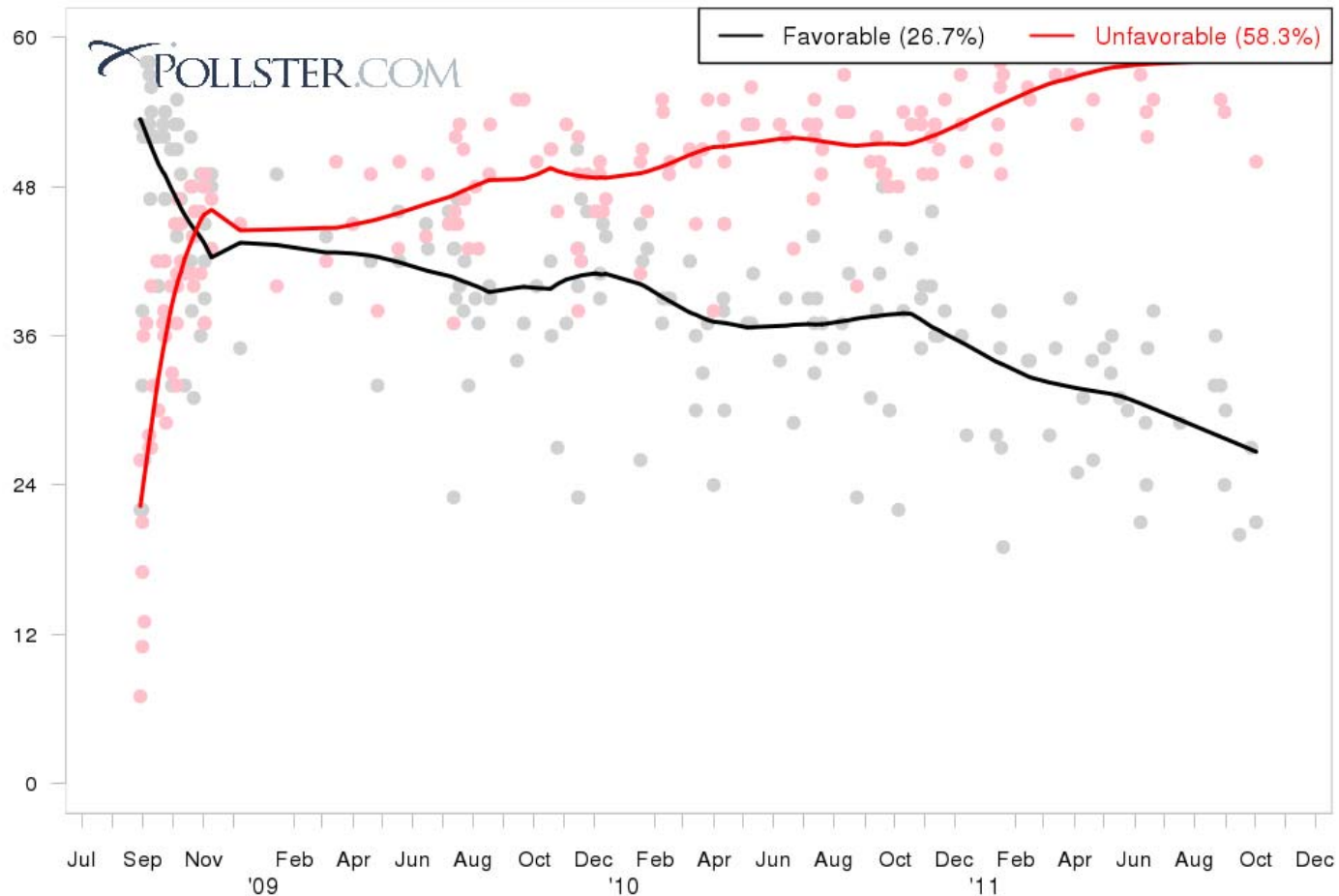
Steady (Boring?) Mitt...

Mitt Romney Favorable/Unfavorable Rating
Latest Poll: 10/10/2011

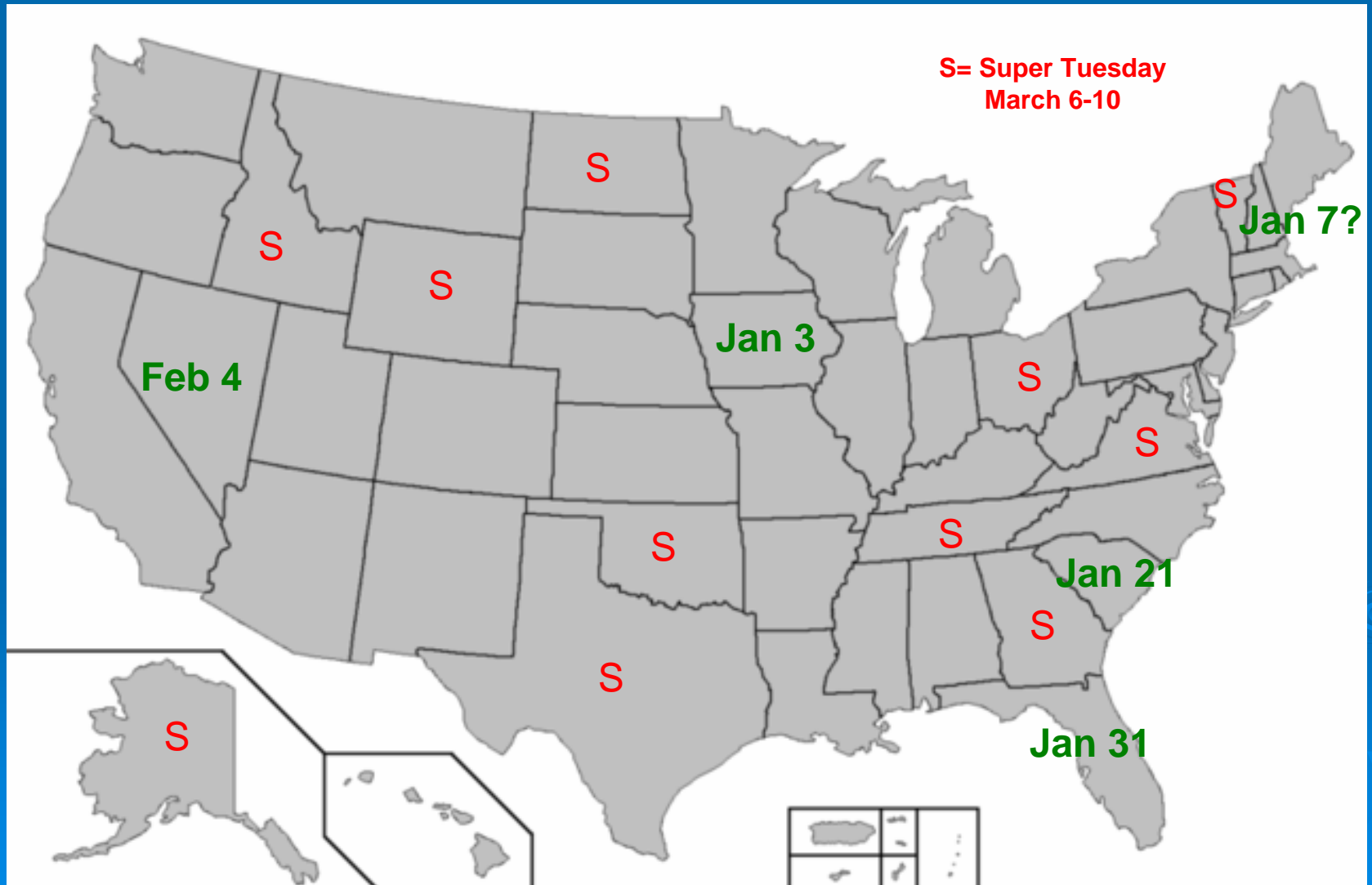


Sarah Can Read the Tea Leaves...

Sarah Palin Favorable/Unfavorable Rating
Latest Poll: 10/02/2011



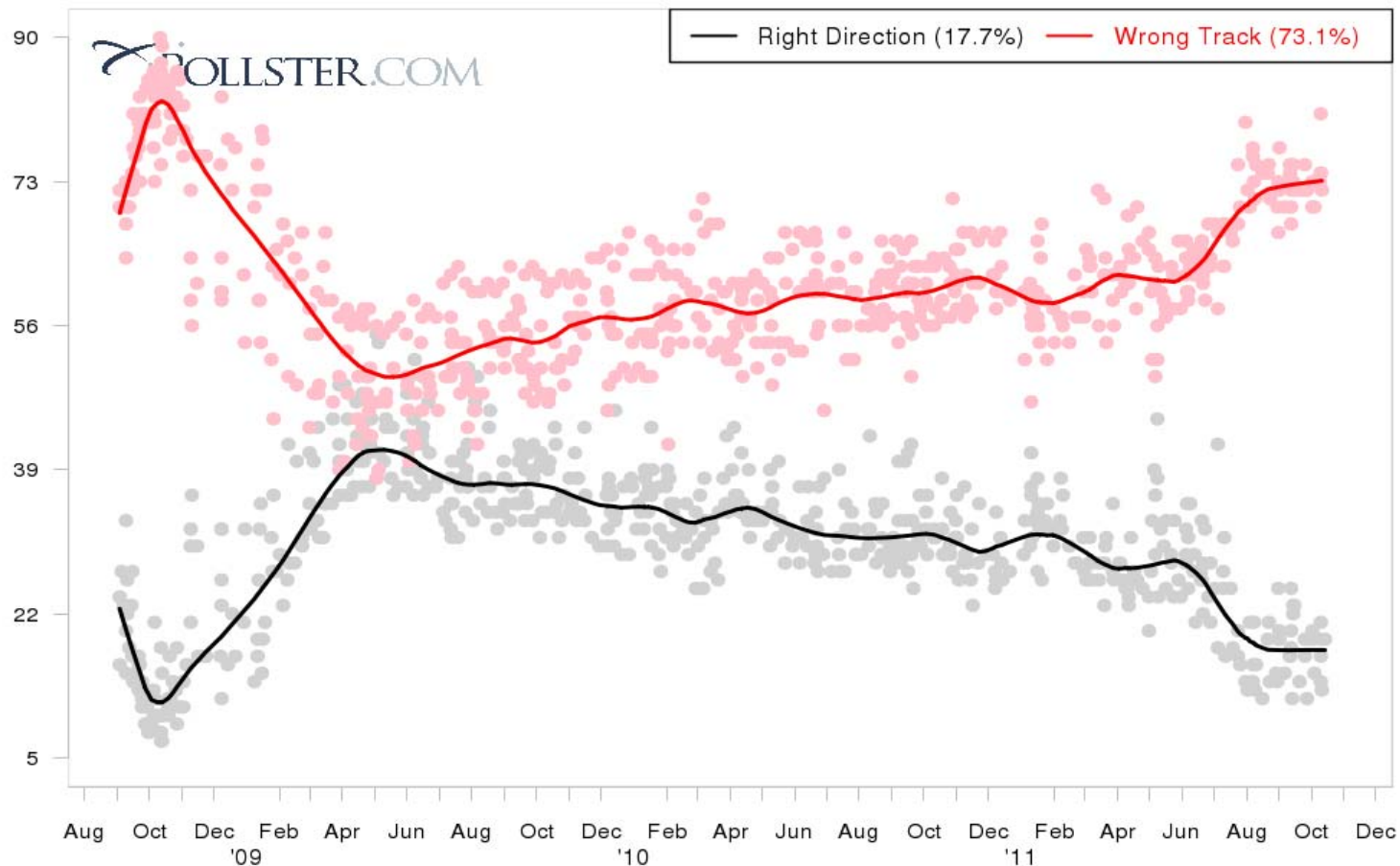
Front-Loaded Republican Primaries



People to DC: We're On the Wrong Track

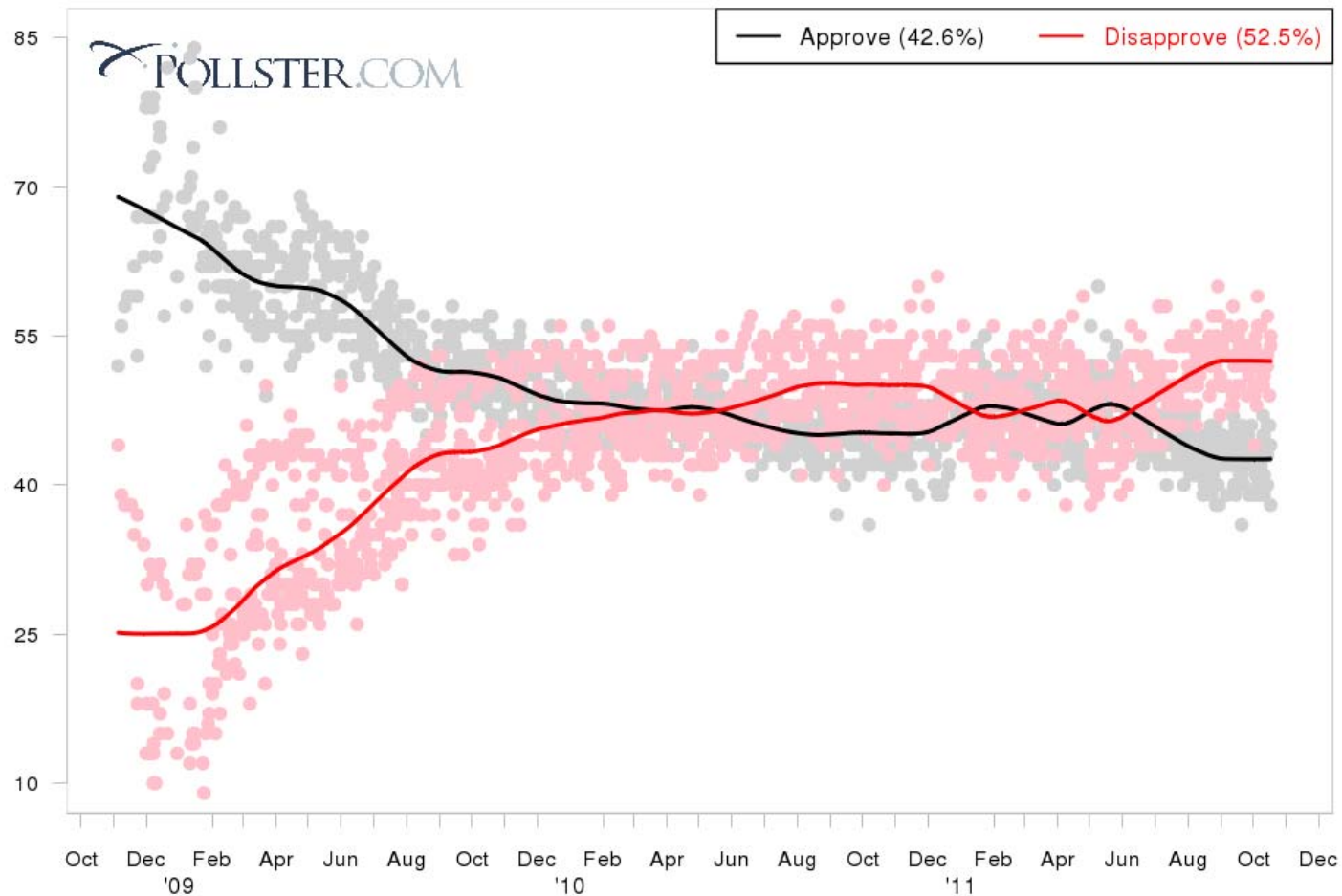
State of the Country: Right Direction / Wrong Track

Latest Poll: 10/14/2011



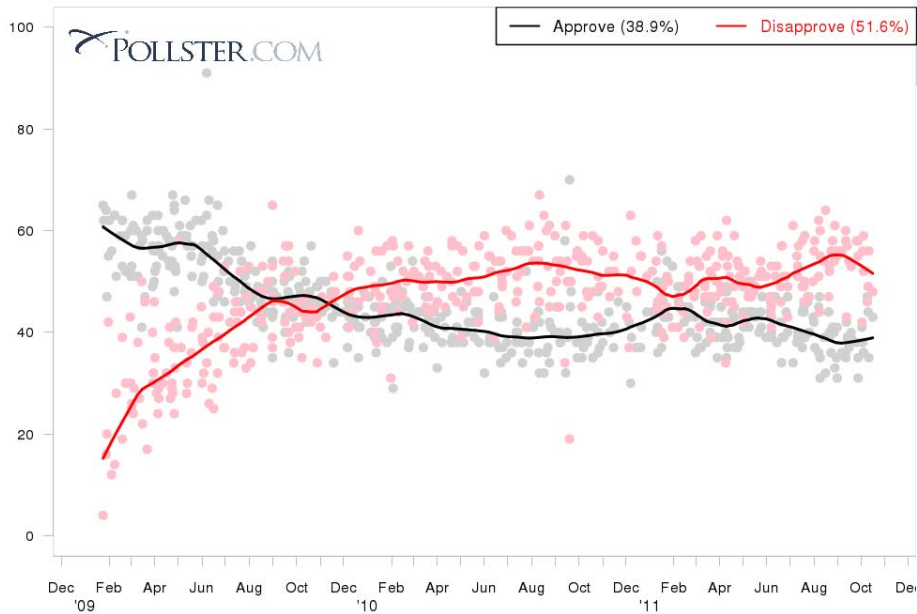
The President's Political DNA

President Barack Obama Job Approval
Latest Poll: 10/17/2011



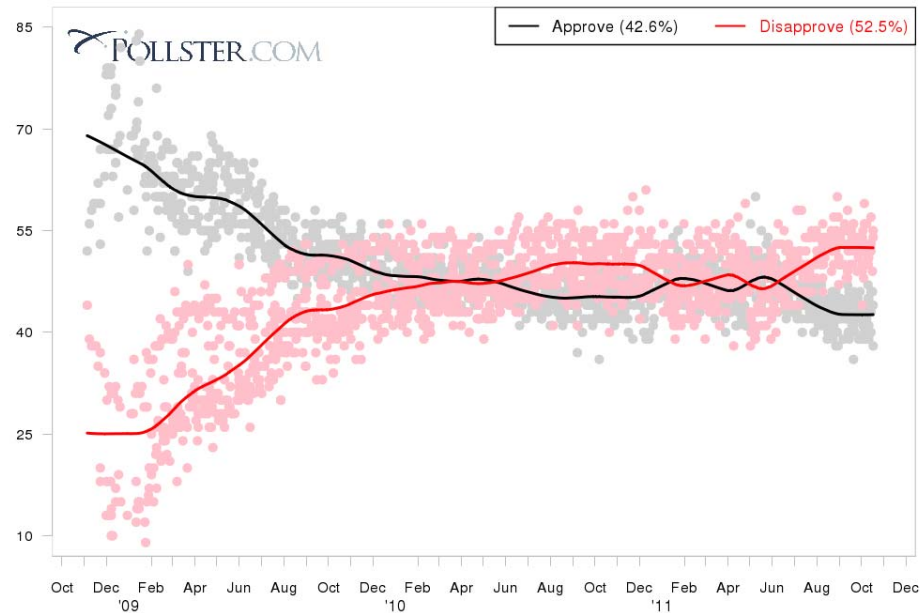
Independents Haven't Wavered

President Barack Obama Job Approval (INDS ONLY)
Latest Poll: 10/16/2011



Independent Voters

President Barack Obama Job Approval
Latest Poll: 10/17/2011



All Voters

Another Worry for White House & Democrats:

"How enthusiastic would you say you are about voting for president in next year's election?"

Democrats:

Extremely or Very enthusiastic: 43%

Somewhat enthusiastic: 34%

Not too enthusiastic: 10%

Not at all enthusiastic: 12%

Republicans

Extremely or Very enthusiastic: 64%

Somewhat enthusiastic: 20%

Not too enthusiastic: 7%

Not at all enthusiastic: 9%

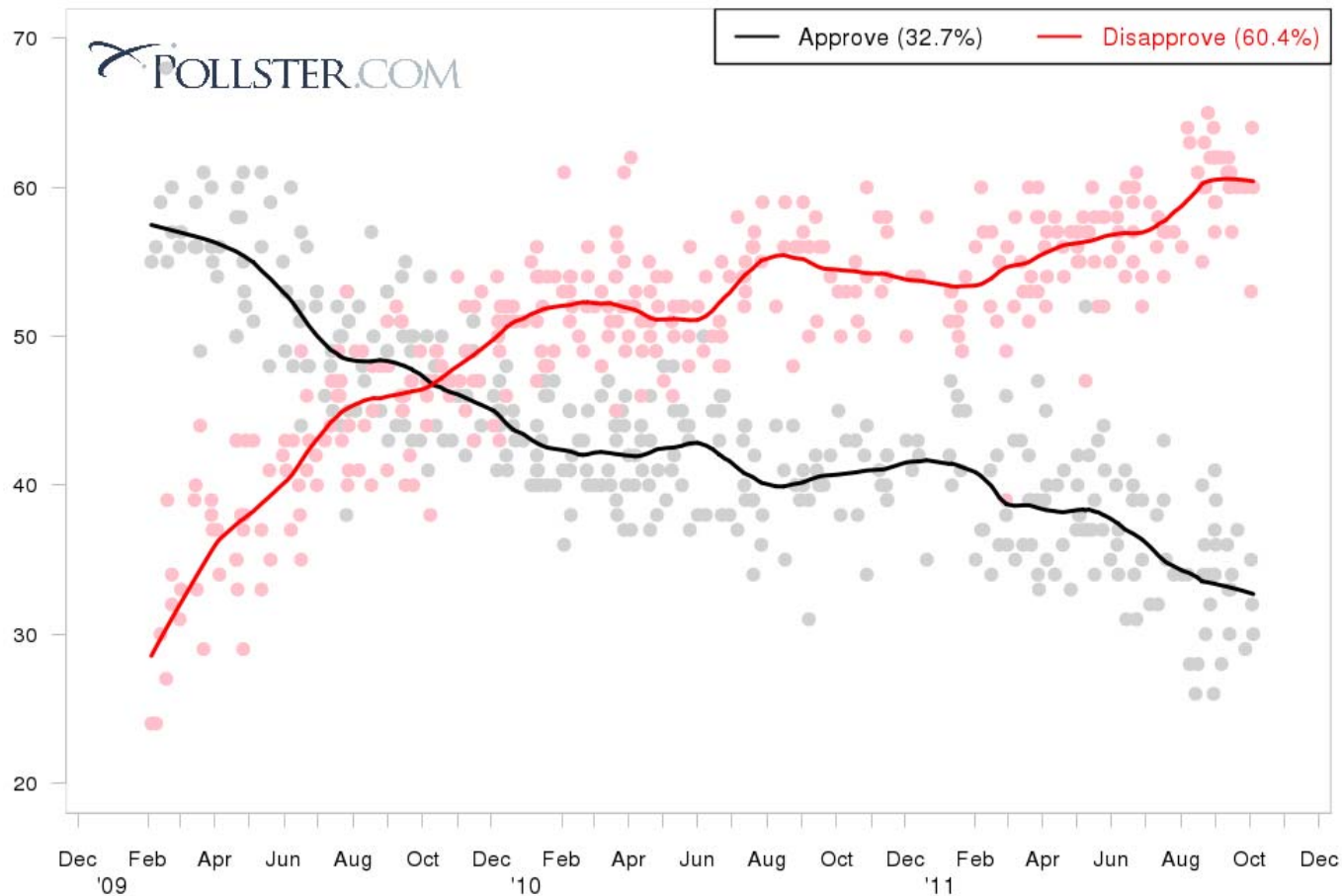
Enthusiasm
Gap



Source: CNN/ORC
October 2011

It's the Economy...

President Barack Obama Job Approval - Economy Latest Poll: 10/04/2011



• 59% believe President's Economic Policies Will Fail

• In 2010 47% Thought President's Economic Policies Would Fail

Source: CNN/ORC
October 2011

What About Pennsylvania?

- Sen. Casey Runs for Reelection in 2012
 - Favorable rating: 47%
 - Job approval rating: 46%
 - Support against generic Republican: 46%
- Few House Seats Considered Vulnerable
 - Redistricting could affect Altmire, Doyle, Critz
 - Fitzpatrick & Meehan are in swing districts



So What Does this All Mean?

- If the Election Was Held Today...
 - But it's not
- House & Senate are Volatile
- A Real Candidate Will Help Demystify the White House Picture
- Budget Agreements Reached Today Could be Undone Tomorrow (or in 2013)
- Predictions Can Be Unpredictable

A photograph of the White House in Washington, D.C., viewed from a distance. The building is white with a prominent portico supported by columns. There are trees in the foreground and a fence at the bottom. The sky is clear and blue.

Hot Topics from DC

**What Does 2011
Tell Us About 2012?**

Scott E. Miller
PHEAA
smiller1@pheaa.org